



# **Handi Quilter®**

Designed by a Quilter, for Quilters.®





Quilters around the world have made Handi Quilter the number one choice for longarm quilting machines. With this honor comes our commitment to continually improve our products, customer service, and the quality of all aspects of our business.

That's also why Handi Quilter offers more to the quilter. We have more retailers around the world to support and educate quilters when they purchase a machine. We provide more educational retreats and online quilting education to guide and encourage quilters to quilt more confidently.

*Designed by a Quilter, for Quilters* is more than just a motto for Handi Quilter. It encompasses why we do what we do on a daily basis. We talk with quilters. We listen to quilters. And we are quilters. We work every day to produce the world's finest longarm quilting machines, so quilters everywhere-with different skill levels, quilting ambitions, space, and budgets-can select the machine that best meets their unique needs.



Corporate Building, North Salt Lake, Utah



Reception Area



HQ Education Studio



Lobby Area



HQ Quilt Gallery



Production

# The Family of Innovative Quilting Machines from Handi Quilter

Our quilting machines are used in thousands of quilters' homes who quilt a dizzying array of quilts for family, friends, charities, and customers. From intuitive quilting options to superior stitch regulation, to attractive machines that anyone would be proud to show off in their studio, Handi Quilter machines combine 21st-century engineering and technology with made-in-the-USA craftsmanship to make it easier for you to finish quilts. What's more, our high-quality machines are backed by the HQ warranty and a knowledgeable network of supportive retailers.



HQ  
*Sweet  
Sixteen®*



HQ  
*Simply  
Sixteen™*




HQ  
*Avanté®*



HQ AMARA<sub>20</sub>



HQ Fusion<sup>®</sup>



HQ FORTe<sub>24</sub>



INFINITY<sub>26</sub>



# HQ Sweet Sixteen®

The HQ Sweet Sixteen will enhance your free-motion quilting in ways that you will instantly love. With more throat space than your home sewing machine and a comfortable machine orientation, the HQ Sweet Sixteen allows for quilting both small and large projects, from traditional to modern to artistic. You will love all of the creative quilting potential packed in such a small package that fits in even the tiniest studio. Why wait? Get quilting today!



Adjustable color touchscreen.



Easy needle change Handi mount system.



Every adjustment is easily within reach.

Speed:	1,800 stitches per minute
Throat Space:	16 inches
Footprint:	36 inches x 30 inches (height adjustable)
Regulation:	Available with TruStitch® (optional)
SPI:	4 to 18 stitches per inch (with TruStitch®)
Lighting:	Adjustable LED lights
Control:	Touchscreen and foot controller
Tension:	Easy-Set Tension™
Table/Frame:	30 inches x 36 inches HQ Sweet Sixteen Adjustable Quilting Table that folds for storage
Options:	TruStitch Stitch Regulation, Angel Wings Table, Quilty Table, 18 inch x 30 inch Table Extensions, Table Overlay, Handi Feet, Horizontal Spool Pin, Large Foot Controller, Handi Light Strip with Power Supply

## Other Features:

- Easy setup and take down
- More than three times the quilting space of home sewing machines with 16 inches of throat space and eight inches of vertical space
- 36"x 30" height-adjustable table, from 26 to 42 inches
- Handi Feet quarter-inch ruler foot installed, open-toe foot included
- Responsive foot pedal
- Low-bobbin estimator and alarm

For a complete list, reference the comparison chart.









# Simply<sup>HQ</sup> Sixteen™

Don't let space restrictions dictate what you can create. Combined with the HQ Little Foot™ frame system, the HQ Simply Sixteen enables any quilter, beginner to advanced, to finish any size quilt without the space requirements of a conventional frame system. It's simply the best solution when space is at a premium. Finish any size quilt without large space requirements.

Speed:	1,800 stitches per minute
Throat Space:	16 inches
Footprint:	4 foot x 5 foot
Modes:	Manual and Regulated
SPI:	4 to 18 stitches per inch
Lighting:	LED light ring
Control:	Front touchscreen and handlebars
Tension:	Easy-Set Tension™ (Optional)
Table/Frame:	HQ Little Foot™ frame system or HQ Studio2 Frame™ (10-or 12-foot)
Options:	Rear Handlebars and Display, HQ Easy-Fit Ruler Base, Handi Feet, Horizontal Spool Pin, Easy-Set Tension™, HQ Handi Light Casters, Handi Light Strip, Easy-Grasp Clamps, Super Clamp

#### Other Features:

- 1,800 stitches per minute
- Two modes of HQ stitch regulation: Precision and Cruise
- Manual mode with two customizable preset speeds
- High-speed rotary hook with large-capacity M-class bobbin
- Handi Feet quarter-inch ruler foot installed, open-toe foot included
- LED light ring
- Integrated USB ports
- Quilting alarm and project timer

For a complete list, reference the comparison chart.



LED light ring sheds more light on each project.



Finish any size quilt without large space requirements.



Ergonomic front handlebars with touchscreen control.



HQ  
*Avanté*



# HQ Avanté®

Every quilter wants a quilting machine that is a natural and attractive addition to her home studio. The HQ Avanté includes the tried-and-true features that you'll expect in that machine to express yourself creatively and artistically in more ways than ever before. And with this comfortable quilting machine at your fingertips, it's time to finish more quilts. It's time for the HQ Avanté!

Speed:	2,200 stitches per minute
Throat Space:	18 inches
Footprint:	4 foot x 12 foot or 4 foot x 10 foot
Stitch Modes:	Manual and Regulated ( <i>Precision and Cruise</i> )
SPI:	4 to 22 stitches per inch
Lighting:	Adjustable white LED and UV LED lights
Control:	Touchscreen and handlebar
Tension:	Easy-Set Tension™
Table/Frame:	HQ Studio2 Frame™ (10-or 12-foot)
Options:	Pro-Stitcher®, HQ Micro Handles, Handi Feet, Horizontal Spool Pin, Groovy Board Stylus and Adapter, 27-inch Super Leader, HQ Easy-Fit Ruler Base, Handi Light Strip

## Other Features:

- Front power switch
- Low-bobbin estimator and alarm
- Handi Feet quarter-inch ruler foot installed, open-toe foot included
- LED light ring
- Four basting-stitch options
- Three manual preset speeds
- Front and rear handlebars with controls
- Pantograph laser


For a complete list, reference the comparison chart.



Rear handlebars and controls included.




Pantograph laser helps to keep edge-to-edge designs on target.



Optional accessories make quilting projects easier (optional ruler base shown).

Adjustable LED lights with Warm/Cool/Neutral lights at the needle and also along the throat



Independently adjustable, ergonomic with integrated micro handles



Pinpoint Needle Laser

# HQ AMARA<sup>TM</sup> 20

Experience quality, precision, and a world of quilting possibilities. From baby quilts to king-size, the HQ Amara is the perfect fit for your style of quilting. Twenty inches of creativity at your fingertips. The HQ Amara 20-inch longarm machine is designed for use with HQ Studio2 Frame (choose from 10-foot, 12-foot or 14 foot), everything you need for free-motion quilting right out of the box. The Amara's features will enhance your quilting experience so you can create your very best quilts.

Speed:	2,500 stitches per minute
Throat Space:	20 inches
Footprint:	4 foot x 10 foot or 4 foot x 12 foot
Stitch Modes:	Manual and Regulated ( <i>Precision and Cruise</i> )
SPI:	4 to 24 stitches per inch
Lighting:	Adjustable LED lights with Warm/Cool/Neutral lights
Control:	Touchscreen and handlebars
Tension:	Easy-Set Tension <sup>TM</sup>
Table/Frame:	HQ Studio2 Frame <sup>TM</sup> (10-or 12-foot)
Options:	Pro-Stitcher, Handi Feet, Horizontal Spool Pin, Quilt from the Back Kit: rear handlebars, laser light, and pantograph, 27-inch Super Leader, HQ Steady-Fit <sup>TM</sup> Ruler Base, Handi Hammock

## Other Features

- 7-inch touchscreen
- Magnetic Tool Minder Collar
- Low-bobbin estimator and alarm
- Handi Feet quarter-inch ruler foot installed, open-toe foot included
- QuiltMaster<sup>TM</sup> front handlebars: Independently adjustable, ergonomic with integrated micro handles
- Front handwheel and power switch
- Thread-break sensor with alarm
- Four basting stitch options
- Three manual preset speeds
- Front and rear handlebars with controls

*For a complete list, reference the comparison chart.*






# HQ *Fusion*®



Perfect tension just got easier with our Easy-Set Tension™.



Convenient startup and shutdown with front power switch.



LED light ring sheds more light on each project.

The HQ Fusion is at the forefront of both the professional quilter and home studio quilter. Some projects need more speed and more space than what a smaller machine can deliver. With this in mind, Handi Quilter has continued to add features to the HQ Fusion to provide what these quilters need. With 24 inches of throat space, high quilting speeds, and proven stitch regulation, it's easy to add Pro-Stitcher for maximum quilting efficiency. And finishing more quilts means you'll share more of your love with friends, family, and customers through beautiful quilting.

Speed:	2,400 stitches per minute
Throat Space:	24 inches
Footprint:	5 foot x 10 foot or 5 foot x 12 foot
Stitch Modes:	Manual and Regulated ( <i>Precision and Cruise</i> )
SPI:	4 to 24 stitches per inch
Lighting:	Adjustable LED lights with Warm/Cool/Neutral or UV lights
Control:	Touchscreen and handlebars
Tension:	Easy-Set Tension™
Table/Frame:	HQ Gallery Frame™ (12-foot)
Options:	Pro-Stitcher, HQ Micro Handles, Handi Feet, Horizontal Spool Pin, Groovy Board Stylus and Adapter, 27-inch Super Leader, HQ Easy-Fit Ruler Base, Handi Light Strip, Handi Hammock

## Other Features

- Low-bobbin estimator and alarm
- Handi Feet quarter-inch ruler foot installed, open-toe foot included
- LED light ring
- Front hand wheel and power switch
- Thread-break sensor with alarm
- Four basting stitch options
- Three manual preset speeds
- Front and rear handlebars with controls

*For a complete list, reference the comparison chart.*





# HQ Forte<sup>TM</sup> 24



Magnetic Tool  
Minder Collar



Independently adjustable, ergonomic  
with integrated micro handles



Pinpoint Needle Laser

Twenty-four inches of quilting possibilities. The HQ Forte features a variety of convenient tools as well as twenty-four inches of throat space to help you creatively finish more quilts. The Forte's features will enhance your quilting experience so that you can create your best quilts. The HQ Forte 24-inch longarm machine is designed for use with HQ Gallery2<sup>TM</sup> Frame (choose from 10-, 12-, or 14-foot), everything you need for free-motion quilting right out of the box.

Speed:	2,500 stitches per minute
Throat Space:	24 inches
Footprint:	5 foot x 10 foot, 5 foot x 12 foot, or 5 foot x 14 foot
Stitch Modes:	Manual and Regulated ( <i>Precision and Cruise</i> )
SPI:	4 to 24 stitches per inch
Lighting:	Adjustable LED lights with Warm/Cool/Neutral lights
Control:	Touchscreen and handlebars
Tension:	Easy-Set Tension <sup>TM</sup>
Table/Frame:	HQ Gallery2 Frame <sup>TM</sup> (10- or 12-foot) 14-foot option available
Options:	Pro-Stitcher, HQ Micro Handles, Handi Feet, Horizontal Spool Pin, Groovy Board Stylus and Adapter, 27-inch Super Leader, HQ Ruler Base, Handi Hammock, 14-foot Gallery2 Frame upgrade Kit, Handi Fan

## Other Features

- 7-inch touchscreen
- Magnetic Tool Minder Collar
- Low-bobbin estimator and alarm
- Handi Feet quarter-inch ruler foot installed, open-toe foot included
- QuiltMaster<sup>TM</sup> front handlebars: Independently adjustable, ergonomic with integrated micro handles
- Front hand wheel and power switch
- Thread-break sensor with alarm
- Four basting stitch options
- Three manual preset speeds
- Front and rear handlebars with controls

For a complete list, reference the comparison chart.









# INFINiTY<sup>26</sup>


Adaptable, intelligent, creative, and strong. Everything that you are as a quilter. These same words perfectly describe the HQ Infinity. Just as you continuously evolve your quilting designs and methods, this is the machine that adapts along with you. From the flexible stitch regulation to the adjustable handlebars, every aspect of the Infinity is designed to work with you and the way you quilt. No other machine is as innovative, powerful, and feature-rich as the HQ Infinity. Whether you quilt for yourself or others, you deserve a quilting machine that looks as beautiful in your home as your custom quilts. Welcome to the best way to finish quilts.

Speed:	3,100 stitches per minute
Throat Space:	26 inches
Footprint:	5 foot x 12 foot
Stitch Modes:	Manual and Regulated ( <i>Precision and Cruise</i> )
SPI:	4 to 24 stitches per inch
Lighting:	Total Light System – LED handlebar lights, throat lights and needlebar light ring
Control:	Touchscreen and handlebar
Tension:	Easy-Touch Tension™
Table/Frame:	HQ Gallery2 Frame™ (10- or 12-foot) 14-foot option available
Options:	Pro-Stitcher, Easy-Click Ruler Base™, Groovy Board Stylus and Adapter, Handi Feet, Horizontal Spool Pin, 27-inch Super Leader, Handi Fan, Handi Hammock

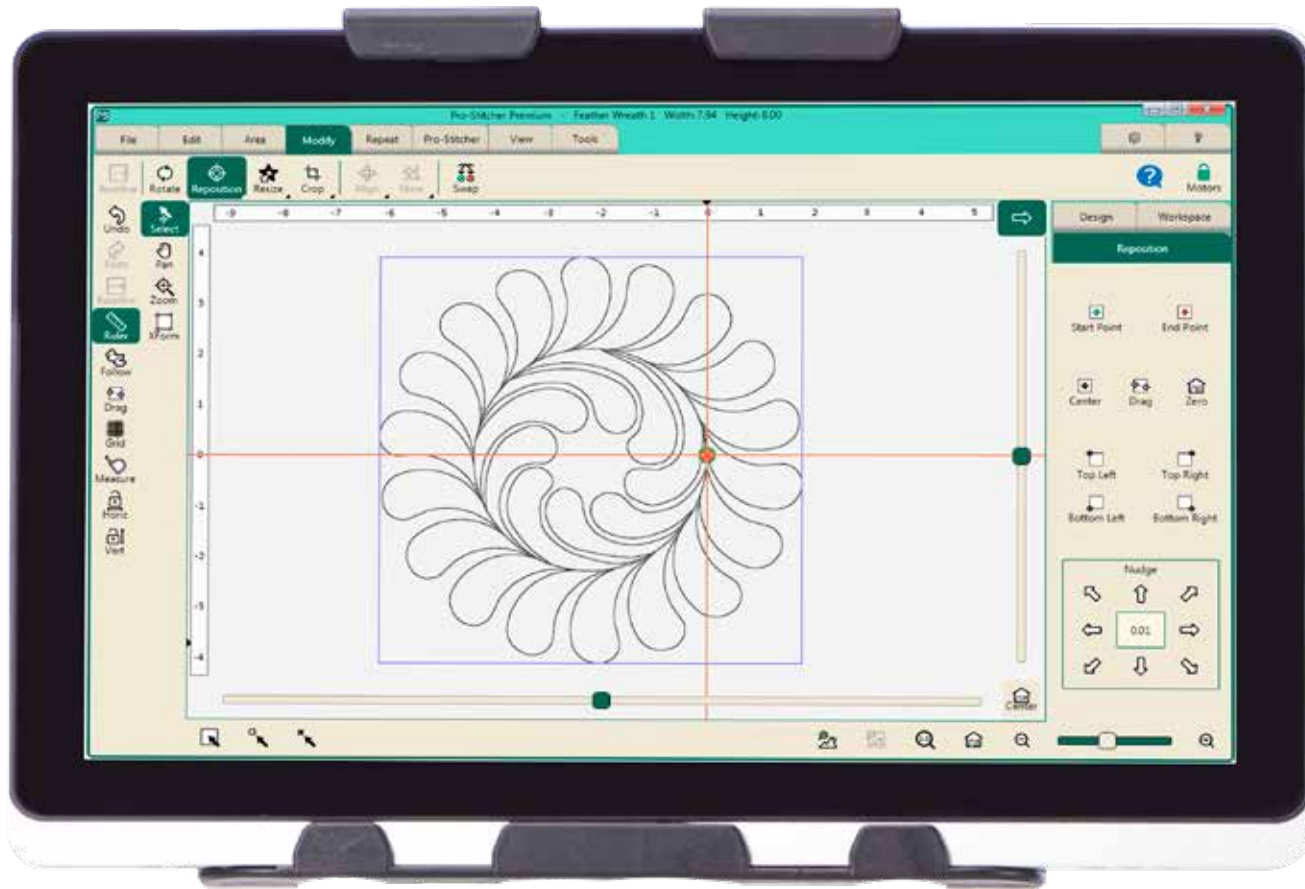
## Other Features

- Large front and rear touchscreens
- Front power switch
- HQ Handi Feet quarter-inch ruler foot installed, open-toe foot included
- Adjustable thread tray and thread mast
- Synergy Stitch Regulation™ with Precision and Cruise modes
- Five basting stitch options
- Manual stitching mode with three speed presets
- Thread-break sensor with alarm
- Bobbin-use estimator and low-bobbin alarm, with up to 20 presets
- Bobbin-thread cutter

For a complete list, reference the comparison chart.



# Pro-Stitcher®



The Pro-Stitcher quilting system is the most technologically advanced way to quilt. The Pro-Stitcher Premium software is packed with features that enable you to resize, modify, and customize nearly any digital design available – and then quilt it with unparalleled precision. Or combine your own design skills with *Art & Stitch*® (optional software) to create one-of-a-kind quilting motifs. Easily operate Pro-Stitcher from a lightweight touchscreen tablet computer that is conveniently mounted on top of the machine. Expand your quilting possibilities with this easy-to-learn, easy-to-use, computerized system and have fun finishing more quilts!



Available for the following HQ machines:



HQ Infinity



HQ Forte



HQ Fusion



HQ Amara



HQ Avanté

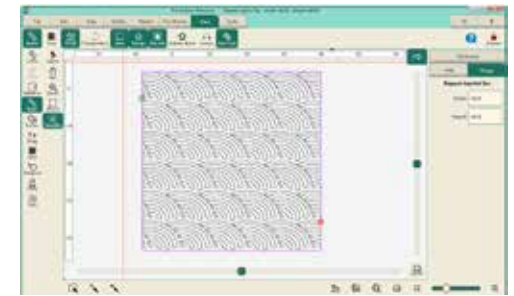


HQ Simply  
Sixteen

## PRO STITCHER PREMIUM SOFTWARE FEATURES

- Includes more than 800 designs
- Resize, Rotate and Repeat designs to fit specific areas
- Skew or Align designs to fit any area with three or more points
- Move designs into position by simply dragging the design with your finger
- Stretch, resize, and rotate design using on-screen handles
- Define and Fill an area with a design, using 2-corner (rectangles) or multi-point (any shape)
- Save and move areas
- Two-Point Rotation for border designs and fitting odd angles
- Precisely reposition designs using the Center Point, Start Point, End Point, any corner of the design area, or any point within the design
- Crop inside or outside of your design to fit your quilt, with the option to close the jumps or leave them open
- Create new start/stop points
- Customizable speed and stitches-per-inch
- Micro Tie-Off function
- Ability to read most .hqf, .txt, and .qli digital quilt patterns
- Seamless integration with *Art & Stitch®* for designing and adjusting your own patterns at the machine (optional software)
- Mark and record multiple points for accurate stitch-in-the-ditch quilting
- On-screen Grid and Ruler to measure designs or area on quilt
- Reorder designs for stitching
- Horizontal and vertical channel lock

## Examples of screens used



Resize and repeat designs to fill your quilt.



Rotate, mirror, or flip single or repeated designs.



Create areas that represent your quilt.  
Then skew or resize designs to fit.



Wrap and offset repeated motifs to create custom edge-to-edge designs.



# TruStitch™

by Handi Quilter®

- Designed for use with the HQ Sweet Sixteen sit-down longarm quilting machine
- Innovative new stitch-regulation system that measures your movements for choreographed stitch regulation
- Perfect for all free-motion quilters from beginning to advanced
- Easy-to-use system for achieving consistently even stitch lengths, regardless of stitching speed
- Full visibility of quilting area for easier quilting and greater flexibility with quilting designs
- Hundreds of trained HQ Retailers throughout the world
- HQ customer service and warranty
- User manual available in English, French and Spanish

For more details visit [www.TruStitch.com](http://www.TruStitch.com).



Introducing the most technologically advanced way to sit-down free motion quilt with stitch regulation. Handi Quilter's HQ Sweet Sixteen is simply the best way for quilters to tackle large quilting projects with a sit-down longarm machine. With the introduction of TruStitch, quilters are now able to create quilt designs with beautifully even stitches. We know that you will love this companion for your HQ Sweet Sixteen.



## HANDI QUILTER LONGARM MACHINE FAMILY COMPARISON CHART ✓ = Included

[illegible]

# HQ Machine Frames and Tables

Handi Quilter machines and frames are designed to work together perfectly.

The HQ Studio2 Frame™ and the HQ Gallery2 Frame™ is available at 10 foot, 12 foot or 14 foot. The frames are based on a four-pole system, so you never have to adjust the sides up or down. The height of the frame is adjustable to your comfortable quilting height. HQ offers an optional electric table lift, that allows you to adjust the height at will. Optional rolling caster wheels are available if you think you'll need to move the machine around.

Choose the loading method you prefer with QuiltMaster™ DuoLoad™ system. Standard Loading provides visual reminder of the actual quilting space and easy access to the bobbin area for oiling and bobbin changing. ClearView Loading™ is an option that allows for easy use of longer or larger rulers or templates.

## HQ Gallery2 Frame™



## HQ Studio2 Frame™





## HQ Little Foot™ Frame

The HQ Little Foot Frame for the HQ Simply Sixteen and HQ Avanté machines is your best choice for stand up quilting in a small space. Just 5 feet long, it fits in the tightest studios and offers a quilting space of 14" x 48". Its innovative design accommodates any size quilt on its free-standing frame and is adjustable from 33" to 44" in height. Leveling feet adjust to variable floor surfaces. Just lay your basted quilt sandwich over the frame and hold in place with the included quilt clamp management system: 6 Easy-Grasp Clamps, 1 Super Clamp and 6 Hold-Tight Clamps.



## HQ Sweet Sixteen Table

The HQ Sweet Sixteen table takes up the smallest footprint in your studio when compared to other longarm quilting machines. If you've already decided that sit-down free-motion quilting is for you, you may add the optional table extensions that provide an additional 18 inches per side. To maximize your use of the optional TruStitch stitch regulation, the table overlay is included to provide a continuous surface for the controller to read.



## Angel Wings Table

Sometimes you want to be able to store away your Sweet Sixteen and have an additional table to use for other projects. With an electric lift built into the table, you can raise and lower your Sweet Sixteen with a simple touch of the button. How easy is that?



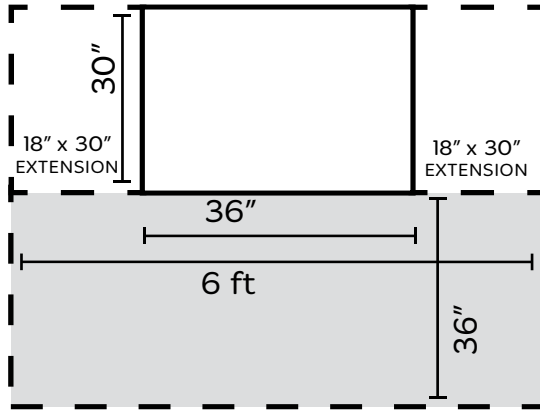
## Quilty Table

For quilters who prefer a “traditional” orientation, the Quilty Table allows you to sit at the side of the HQ Sweet Sixteen machine. Heavy duty casters provide portability (locking for stability). A drawer and two shelves provide storage and the extended back panel supports your quilt as you stitch (or use it as a cutting area).

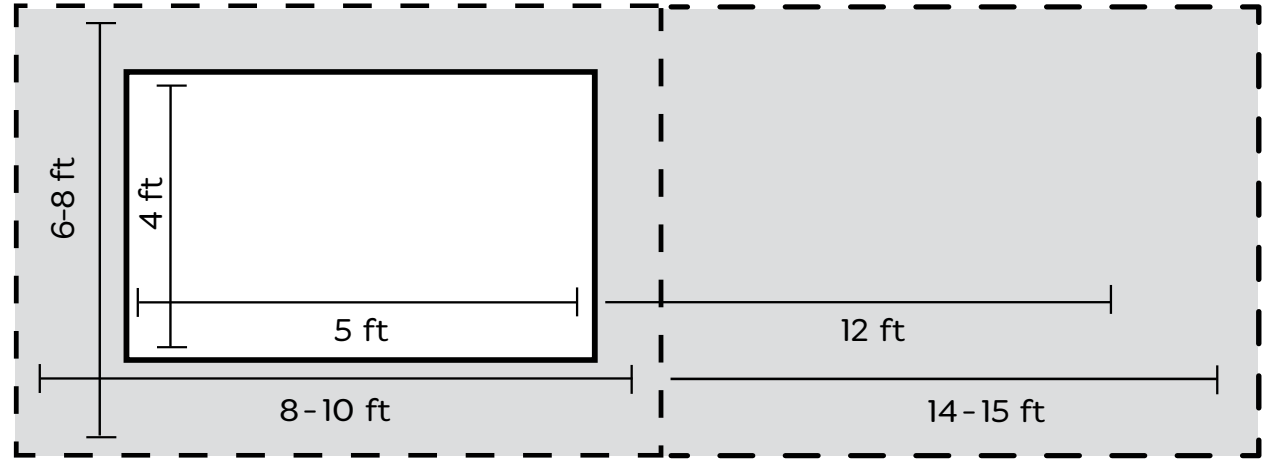




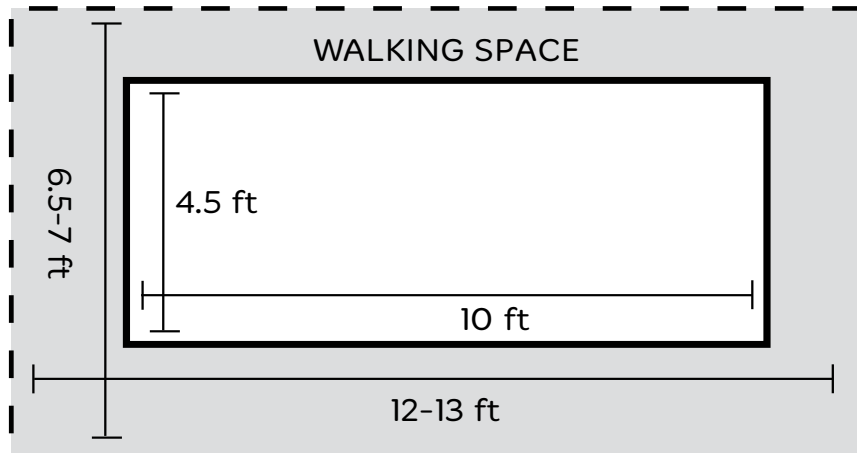
# Fitting a Longarm into your Studio



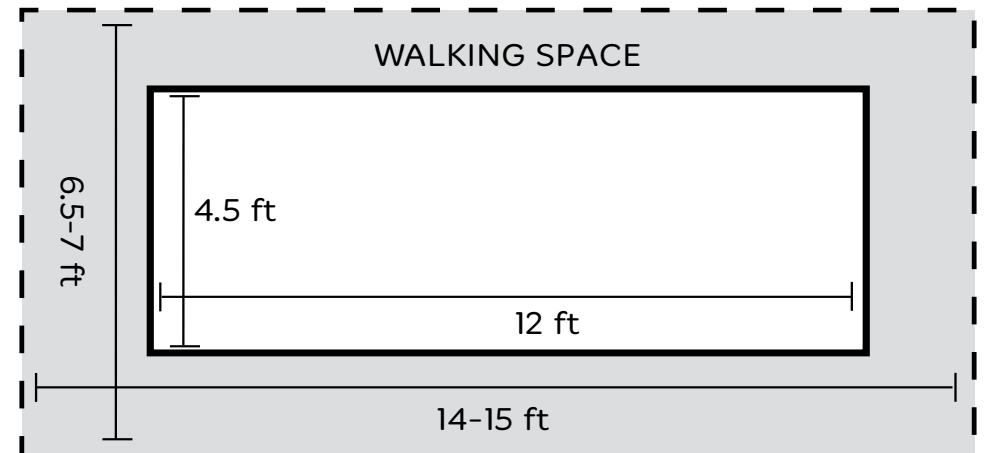
HQ Sweet Sixteen with  
HQ Sit-down Table



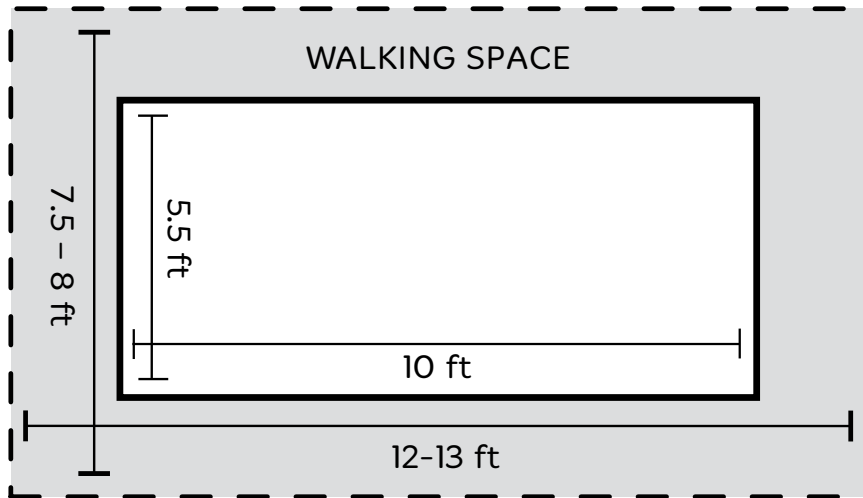
HQ Simply Sixteen with HQ Little Foot  
or 12-foot HQ Studio2 Frame



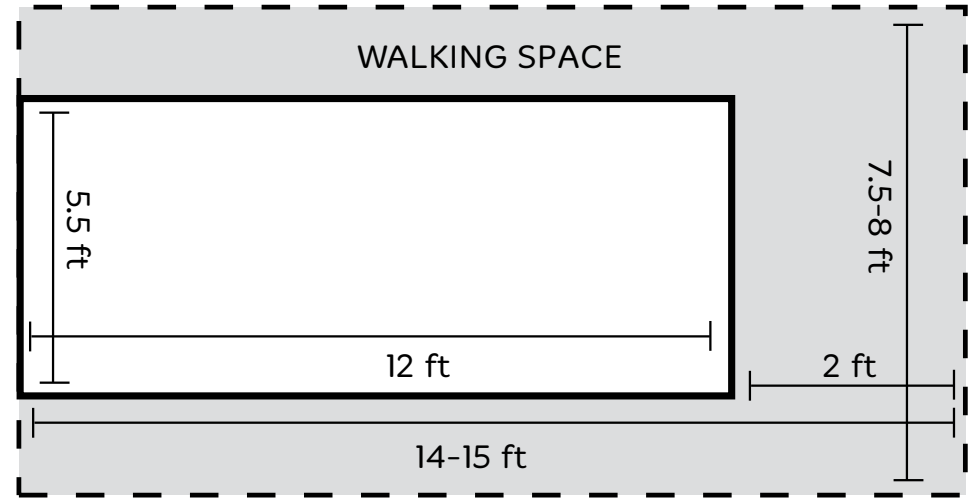
HQ Amara, HQ Avanté, or  
HQ Simply Sixteen with  
10-foot HQ Studio2 Frame



HQ Amara, HQ Avanté, or  
HQ Simply Sixteen with  
12-foot HQ Studio2 Frame

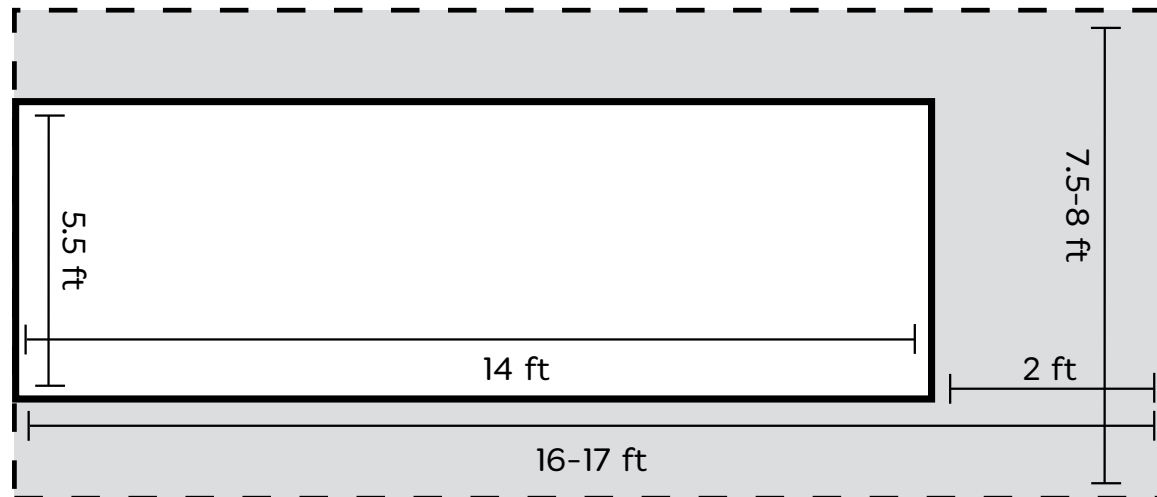


HQ Forte or HQ Infinity with  
10-foot HQ Gallery2 Frame



HQ Fusion, with 12-foot HQ Gallery Frame

HQ Forte or HQ Infinity with  
12-foot HQ Gallery2 Frame



HQ Forte or HQ Infinity  
with 14-foot HQ Gallery2 Frame



# HQ Machine Accessories


Handi Quilter machine accessories work seamlessly with our longarm machines. This design process ensures for worry-free quilting experiences when using any of our accessories on your next project.



Handi Hammock



Handi Light Strip



Rulers and Templates



Handi Feet Couching Feet



Handi Glide Foot



Sure Foot



Needles



EZ-Wind Bobbins



Echo Feet

Check out **more Handi Quilter accessories** at [www.HandiQuilter.com](http://www.HandiQuilter.com).

# HQ Stitch™

---

## SEWING MACHINES

from Handi Quilter

---



HQ Stitch 710™



HQ Stitch 510™



HQ Stitch 210™



Small and compact or steadfast and powerful, the HQ Stitch sewing machine line has the right machine for any type of piecing, appliqué, or quilting.

## HQ Stitch™ 710

Loaded with features quilters demand, this is the machine to take your projects to the next level. Unleash your creativity with 170 built-in stitches up to 9 mm wide, stitching speeds up to 1,000 stitches-per-minute (SPM), 11" of space to the right of the needle, and an ergonomic knee presser-foot lift. Experience the best way to start quilts with the HQ Stitch 710.

## HQ Stitch™ 510

The HQ Stitch 510 is a must-have for every serious quilter. This powerful, high-speed straight stitch machine boasts a nearly 9" x 6" workspace, stitching speeds up to 1,600 stitches-per-minute (SPM), an automatic thread cutter, an easy needle threader, and an ergonomic knee presser-foot lift. Finish quilts faster with the HQ Stitch 510.

## HQ Stitch™ 210

Weighing in at only 12 pounds, the HQ Stitch 210 is the perfect lightweight machine to take with you on your next quilt retreat or workshop. But don't let size deceive you – the HQ Stitch 210 packs in the features of larger computerized sewing machines. Begin your sewing adventure with the HQ Stitch 210.

# Innovative Quilting and Sewing Machines

Handi Quilter machines are used by thousands of quilters who create for family, friends, charities, and customers. We understand what quilters need – a reliable, low-maintenance quilting or sewing machine that makes it easy to piece and finish more quilts. Our innovative technology and quality engineering provide all the functionality that quilters demand.

You can be sure that you have purchased the highest quality product, backed by our trusted warranty, and a large network of local authorized retailers.

## All HQ Stitch sewing machines feature:

- HQ Stitch nationwide retailer support
- HQ Stitch Warranty: 25 years workmanship, 5 years electrical
- Videos, tutorials and tips available at [www.HQStitch.com](http://www.HQStitch.com)
- Free webinars
- HQ Stitch authorized retailers located throughout the U.S.A. and Canada
- HQ customer care and technical support



HQStitch<sup>210</sup>

Maximum Stitch Width:	5 mm
Maximum Stitch Length:	4 mm
Free Arm:	Yes
Drop Feed:	Yes
Machine Size (W x H x D):	13.9" x 10" x 6.5"
Machine Weight:	12 lbs
Work Space (W x H):	5.1" x 4"
Bobbin Winding:	Auto-Declutch
Number of Stitches:	20
Speed (SPM):	650 SPM
Included Accessories: Hard Cover, Zigzag Foot, Automatic-Buttonhole Foot, Satin-Stitch Foot, Needles, Bobbins, Spool Holder and Spool Accessories, Tools	
Optional Accessories: 1/4" Seam Foot, Appliqué Foot, Clear View Quilting Foot and Guide Set, Free-motion Quilting Feet, Convertible Even-Feed Foot, Straight-Stitch Plate and Foot, Adjustable Zipper Foot, Long Quilting Guide Bar Set, Extension Table	



HQStitch<sup>510</sup>

Maximum Stitch Width:	Straight Stitch Only
Maximum Stitch Length:	6 mm
Free Arm:	No
Drop Feed:	Optional Cover
Machine Size (W x H x D):	19.6" x 12.7" x 7"
Machine Weight:	32 lbs
Work Space:	9" x 5.5"
Bobbin Winding:	Independent Motor
Number of Stitches:	1
Speed (SPM):	1,600 SPM
Included Accessories: Presser Foot, Hemmer Foot, Knee Lifter, Accessory Box, Needles, Bobbins, Cloth Guide, Spool Accessories, Oil And Tools, Dust Cover	
Optional Accessories: 1/4" Seam Foot, Free-motion Quilting Feet with Feed Cover Plate, Even-Feed Foot, Darning Foot and Plate, Adjustable Zipper Foot, Thread Cutting Foot Control, Extension Table	





HQStitch<sup>710</sup>

Maximum Stitch Width:	9 mm
Maximum Stitch Length:	5 mm
Free Arm:	Yes
Drop Feed:	Yes
Machine Size (W x H x D):	20.4" x 12.4" x 9.1"
Machine Weight:	26.5 lbs
Work Space (W x H):	11" x 4.7"
Bobbin Winding:	Auto-Declutch
Number of Stitches:	170
Speed (SPM):	1,000 SPM

Included Accessories: Zigzag Foot, Rolled-Hem Foot, Zipper Foot, Satin-Stitch Foot, Open-Toe Satin-Stitch Foot, Blind-Hemming Foot, Overcast Foot, 1/4" Seam Foot, Darning Foot, Convertible Free-Motion Quilting System (Closed-Toe Foot, Open-Toe Foot and Clear View Foot), Automatic-Buttonhole Foot, Buttonhole-Stabilizer Plate, Dual-Feed Foot Holder, Dual-Feed Foot, Button-Sewing Foot, Quilting Guide Bar, Knee Lifter, Bobbins, Needles

Optional Accessories: Free-motion Couching Foot, Dual-Feed Straight-Stitch Foot, Dual-Feed 1/4" Seam Foot, Appliqué Foot, 1/4" Clear View Foot, Clear View Quilting Foot and Guide Set, Extension Table, Spool Stand, Cloth Guide, Large Foot Pedal, Long Quilting Guide Bar Set

FEATURE	HQ Stitch 210	HQ Stitch 510	HQ Stitch 710
MAXIMUM STITCH WIDTH	5 mm	N/A	9 mm
MAXIMUM STITCH LENGTH	4 mm	6 mm	5 mm
NUMBER OF STITCHES	20	1	170
ALPHABET STITCHES	No	N/A	Yes
ELONGATE STITCHES	No	N/A	Yes
MIRROR DESIGNS	No	N/A	Yes
PATTERN COMBINATIONS	No	N/A	Yes
STITCH SELECTION	Easy Navigation Buttons	N/A	Direct Selection Buttons
SPEED	650 SPM	1,600 SPM	1,000 SPM
FREE ARM	Yes	No	Yes
DROP FEED	Yes	Optional cover	Yes
NEEDLE POSITIONS	11	1	91
NEEDLE UP DOWN	Memorized	Memorized	Memorized
NEEDLE THREADER	Built-in	Built-in	Built-in
THREAD CUTTER	Manual	Electronic	Electronic
NUMBER OF BUTTONHOLES	2 One-step buttonholes	N/A	10 One-step buttonholes
START/STOP BUTTON	Yes	No	Yes
LOCKING STITCH BUTTON	Yes	No	Yes
EASY REVERSE BUTTON	Yes	Yes	Yes
LIGHTING	Needle-area	Needle-area	5 ultra bright LED lamps for shadow-free sewing
DISPLAY	LED Screen with easy navigation keys	None	High resolution LCD touchscreen
PROGRAMMABLE FEATURES	No	N/A	Yes
TWIN NEEDLE GUARD	No	No	Yes
STRAIGHT STITCH NEEDLE PLATE	Optional accessory	N/A	Yes
KNEE LIFT	No	Yes	Yes
MACHINE SIZE (W X H X D)	13.9" x 10" x 6.5"	19.6" x 12.7" x 7"	20.4" x 12.4" x 9.1"
MACHINE WEIGHT	12 lbs	32 lbs	26.5 lbs
WORK SPACE (W X H)	5.1" x 4"	9" x 5.5"	11" x 4.7"
FOOT PRESSURE ADJUSTMENT	No	Yes	Yes
EXTRA HIGH PRESSER FOOT LIFT	No	No	Yes
HOOK TYPE	Top loading full rotary hook bobbin	Vertical full rotary, industrial hook bobbin	Top loading full rotary hook bobbin
BOBBIN STYLE	Class 15	L-Style	Class 15
THREAD TENSION CONTROL	Manual	Manual	Automatic
FEED SYSTEM	4 piece feed dog	Standard	Dual feed ready
BOBBIN WINDING	Auto-Declutch	Independent Motor	Auto-Declutch
COVER	Hard Cover	Dust Cover	No

# HQ Warranty

All Handi Quilter longarm quilting machines are warranted to be free from defects in workmanship and materials under normal use for 10 years, covering the sewing head, castings, and extrusions. The warranty for both the mechanical and electrical components is five years. We invite you to visit your local Handi Quilter retailer or visit us online at [www.HandiQuilter.com](http://www.HandiQuilter.com) for full details. (See page 30 for HQ Stitch Warranty information.)

# HQ Support

With every machine we sell, we include our world-class support. This means that you will never be alone if you run into any issues with any one of our products. We encourage all of our customers to contact their authorized local retailer for training and support, or to contact us directly. We love helping all of our quilters finish more quilts.

# HQ Education

Handi Quilter recognizes that top-notch education and training is the best way to help the machine-quilting community grow. We're dedicated to ensuring that each quilter knows how to use her machine, can improve her machine-quilting skills, and gain confidence in her quilting abilities. This education is available through local authorized Handi Quilter retailers, regional and national quilt shows, in-house educational retreats hosted in our state-of-the-art studio, a vast library of how-to videos online, and more. By choosing Handi Quilter, you'll have more access to more education than with any other longarm manufacturer.



Technical Solutions



Customer Relations



HQ Retreats





# We love finishing quilts!



 **Handi Quilter®**  
Designed by a Quilter, for Quilters.®

501 North 400 West  
North Salt Lake, Utah 84054  
801-292-7988  
877-697-8458

[www.HandiQuilter.com](http://www.HandiQuilter.com)

The information contained in this document is subject to change without notice. This document is not warranted to be error-free. Handi Quilter, Inc. assumes no responsibility or liability for any errors or inaccuracies that may appear in the informational content contained in this manual.

Handi Quilter®, HQ Infinity®, HQ Forte™, HQ Fusion®, HQ Amara™, HQ Avanté®, HQ Simply Sixteen™, HQ Sweet Sixteen®, Pro-Stitcher®, TruStitch™, HQ Gallery2 Frame™, HQ Studio2 Frame™, HQ Stitch™ 210, 510, and 710 are either trademarks or registered trademarks of Handi Quilter, Inc. Digital tensioner U.S. Patent No. 8,997,669.

© 2018 Handi Quilter, Inc. All rights reserved. Printed in the United States of America.  
Part# QM99999-9 Cover Quilts: Designed and Quilted by Marie Eldredge, HQ Studio Educator